

TG-6200

STEEL POLYSTYRENE SANDWICH DOOR
THICKNESS: 2" R-10 INSULATION



TG-6200 doors, 8'6" x 9', Ice White

FEATURES AND BENEFITS


A BONDED STEEL AND POLYSTYRENE



- Stronger corrosion resistance with its 26-gauge galvanized steel on both sides of the door, having a G60 coating (zinc galvanized with a minimum of 180 g/m²).
- 2" polystyrene insulation bonded to two steel walls for **more strength**.

B INTERSTOP™ JOINTS

- InterStop™ joints between sections **prevent air infiltration**.
- Efficient **thermal break** on the upper side of the sections stops cold and heat transfers.

C WOOD END BLOCKS

- Kiln-dried pine structural elements provide **thermal break** that is more effective than steel end caps which form a thermal bridge. 
- Lag screw system provides much **better fastening** of the end hinges. The lag screws engage 8 threads into the wood, compared to a self-tapping screw going through a steel end cap engaging only about 2 or 3 threads.



PANEL CONSTRUCTION

- 1 **Steel walls**
 - 26/26-gauge, G60 **hot-dipped galvanized steel** with five coats of protective finish
 - Baked-on **polyester paint**. Can be repainted
 - Woodgrain finish on both sides of the door
 - Same quality of corrosion-resistant steel for interior and exterior faces
- 2 2" (50 mm) CFC-free **polystyrene** ensures a thermal-resistance rating of **R-10** (RSI 1.8 or $k=0.556 \text{ W/m}^2\text{K}$).
- 3 InterStop™ joints between each section **prevent air infiltration** and provide an efficient **thermal break** on the top side of the sections.
- 4 Continuous PVC **bottom weatherstripping** made of a U-shape and a semi-circular flexible.
- 5 **Wood end blocks** made of kiln-dried pine (grade 4). With our lag screw system, ensure a better fastening of the end hinges. They also provide a **thermal break** which prevents thermal bridging.
- 6 20-gauge steel **reinforcement plates** placed inside the door for solidly attaching hinges and struts.

Door weight: 1.80 lb/ft² (8.8 kg/m²)



COLORS



TG-6200	•	•	•	•	•
Standard Window Frames	•	•	•	•	•

SIZES

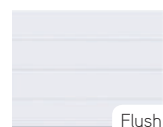
Widths In 1" (25 mm) increments	From 5' to 18'2" (1.5 m to 5.5 m)
Heights In 3" (76 mm) increments	From 6' to 18' (1.8 m to 5.5 m)

WINDOWS



Standard Windows
Thermopane or single glass, see details on page 5
21" x 13" (533 mm x 330 mm)
Colors: see Color chart

MODEL



HARDWARE

Steel tracks: • 2" (50 mm), 13-gauge or 14-gauge
• 3" (76 mm), 12-gauge

See details on page 20.

WARRANTIES (LIMITED)

10 years against any perforation of steel due to rust
10 years on the wood end blocks against cracking and rot
1 year on other door components
10 years against seal defects on Standard windows