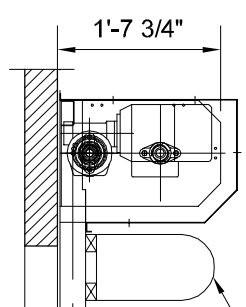
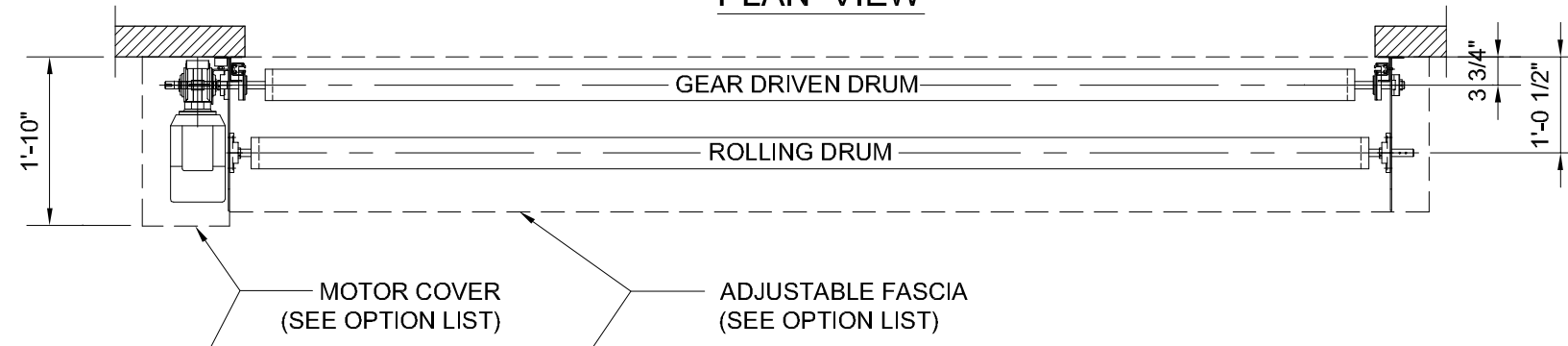
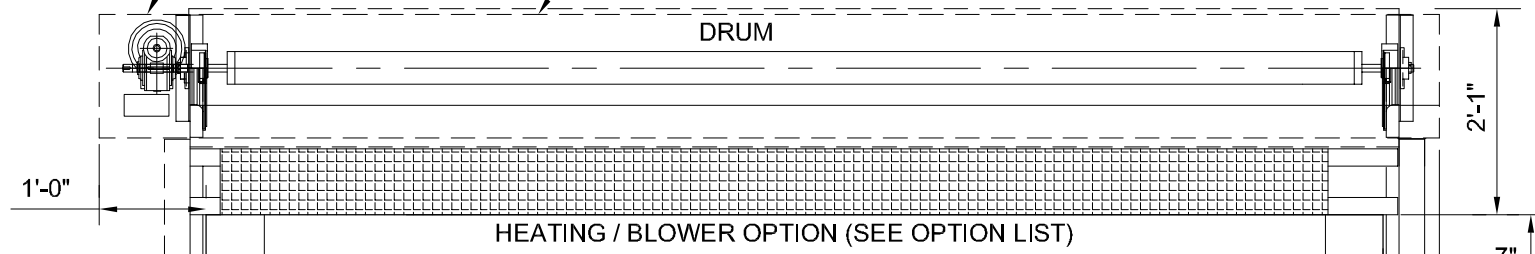


PLAN VIEW



MOTOR COVER
(SEE OPTION LIST)

ADJUSTABLE FASCIA
(SEE OPTION LIST)



HEATING / BLOWER
OPTION

SIDE GUIDE

COUNTER
WEIGHT
COVER


COUNTER
WEIGHT

4'-0"

DOOR CURTAIN IN
REINFORCED PVC

PANEL COLOR:

OPENING HEIGHT



ELECTRIC
PHOTO-EYE

ELECTRIC
PHOTO-EYE

LOOP SEAL WITH WIRELESS REVERSING EDGE

+/- 8"

1'-0"

3 1/8"
6 1/2"

OPENING WIDTH

ELEVATION VIEW - LEFT

ELEVATION VIEW - FRONT

ELEVATION VIEW - RIGHT

DOOR POST (U PROFILE)
3 1/8" X 1 9/16" X 1/8"

5'-3"

DOOR TYPE.: M2 FREEZER - LEFT HAND MOTOR			
DOOR NO.:	LOCATION:	OPENING SIZE (W X H):	MIN. HEADROOM REQUIRED:

DYNACO
HIGH PERFORMANCE DOORS

TEL. (800) 459 1930 FAX. (800) 459 1960

PROJECT TITLE		DATE:
ADDRESS (CITY, STATE)		01/08/2009
QUOTE NUMBER: XXXXXXXXXXXX		SCALE:
DEALER: XXXXXXXXXXXX		1/2" = 1'-0"
REGIONAL MANAGER:	CONTACT NUMBER:	FILE NO.:
XXXXXXXXXXXX	(XXX) XXX-XXXX	M2-FREEZER-LH

SHEET NO.
1 OF 1