

*Townships Collection*<sup>®</sup>



Every detail guaranteed™





*Townships Collection*<sup>®</sup>

Give your home a rich, warm style...



Eastman E-21, 9' x 8', Moka Brown door and Ice White overlays, 8 lite Panoramic windows



Princeton P-22, 9' x 7', Ice White doors and overlays, Arch Overlays with Clear Panoramic windows

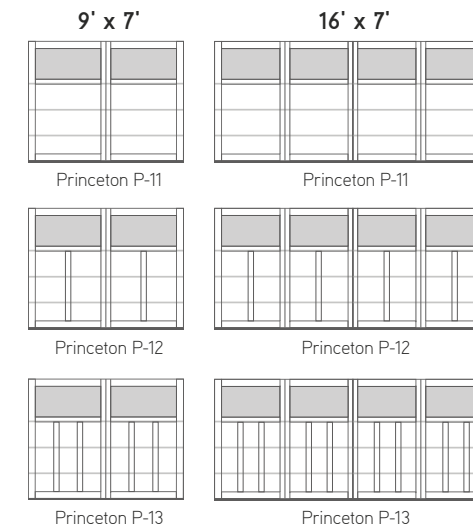




Princeton P-13, 9' x 7', Ice White doors and overlays, 8 lite Panoramic windows

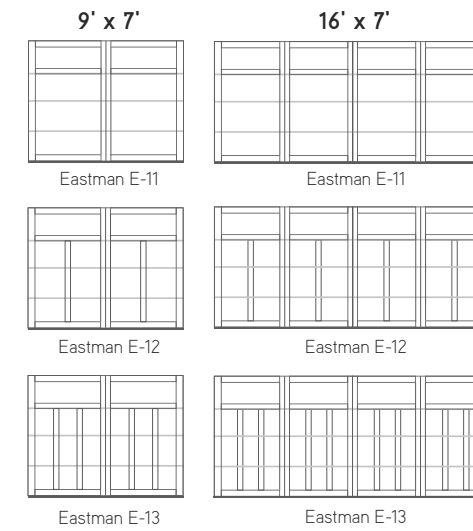
TRADITIONAL STYLE  
OVERLAY LAYOUTS

PRINCETON



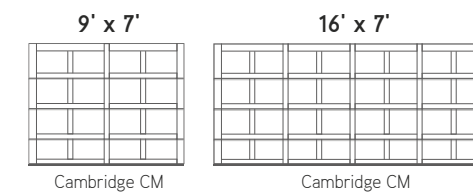
The Princeton is only manufactured with a 30" high Panoramic section.

EASTMAN



The top section of the Eastman can have a 24" high Panoramic section, regular windows, or no windows.

CAMBRIDGE



The section heights for the Cambridge are not identical. See page 15 for details.



Eastman E-11, 10' x 7', Desert Sand door and overlays, 8 lite Panoramic windows



Cambridge CM, 8'6" x 7', Chocolate Walnut doors and overlays





Cambridge CM, 9' x 7', Ice White door and overlays, 4 lite Panoramic windows



Eastman E-13, 8' x 7', Desert Sand doors and overlays, Clear Panoramic windows



Princeton P-11, 9' x 7', Dark Sand doors and Ice White overlays, 8 lite Panoramic windows

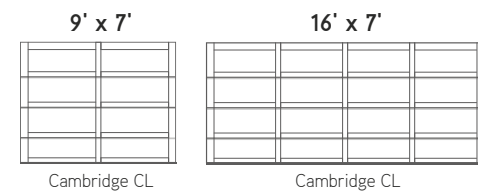




Cambridge CL, 15' x 7', Chocolate Walnut door and overlays

CONTEMPORARY STYLE  
OVERLAY LAYOUTS


CAMBRIDGE



The section heights for the Cambridge are not identical.  
See page 15 for details.



Cambridge CL, 14' x 7', Ice White door and overlays, Clear Panoramic windows



Cambridge CL, 11' x 8', Desert Sand doors and overlays



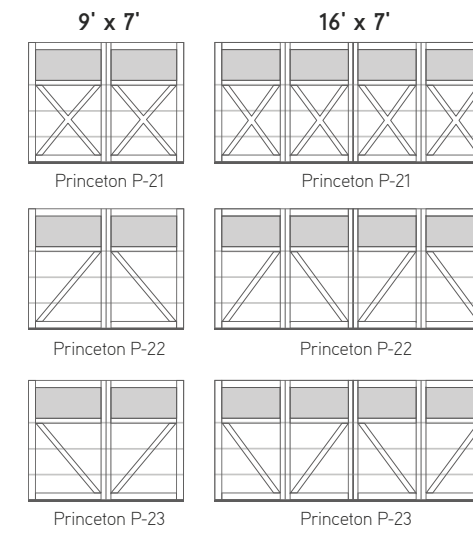
# Carriage house Inspiration



Princeton P-21, 18' x 7', Chocolate Walnut door and Ice White overlays, 4 vertical lite Panoramic windows

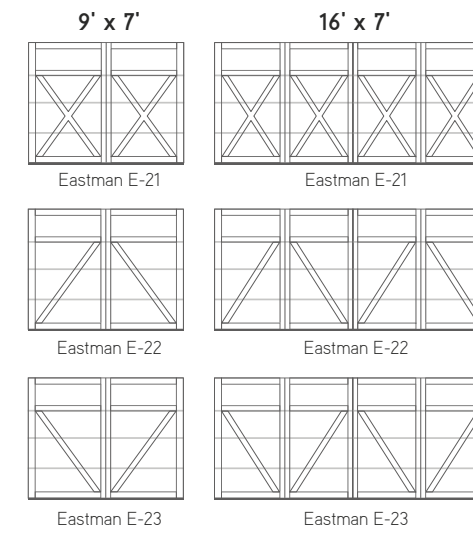
## CARRIAGE HOUSE STYLE OVERLAY LAYOUTS

### PRINCETON



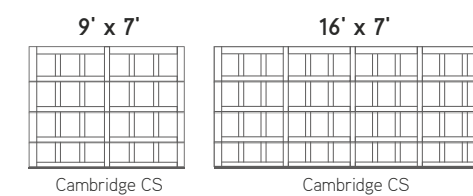
The Princeton is only manufactured with a 30" high Panoramic section.

### EASTMAN



The top section of the Eastman can have a 24" high Panoramic section, regular windows, or no windows.

### CAMBRIDGE



The section heights for the Cambridge are not identical. See page 15 for details.



Eastman E-22, 8' x 7', Dark Sand door and Desert Sand overlays, Arch Overlay with 4 vertical lite Panoramic windows



Princeton P-22, 9' x 7', Ice White doors and overlays, 8 lite Panoramic windows



Eastman E-23, 10' x 7', Evergreen door and Desert Sand overlays, 4 vertical lite Panoramic windows






Princeton P-23, 8' x 7', Desert Sand doors and overlays, 8 lite Panoramic windows




Eastman E-21, 8' x 7', Claystone doors and Ice White overlays, 8 lite Panoramic windows



Cambridge CS, 10' x 7', Ice White door and overlays, Clear Panoramic windows



# A bit more technical...



**STEEL | THICKNESS: 2 3/8" | POLYURETHANE, R-16**

Check out the Traditional, Contemporary and Carriage house style pages to see the different configurations available for the Princeton, Eastman and Cambridge models.

## ARCH OVERLAY<sup>1</sup>

Available for Princeton and Eastman  
Always installed in the top section and only available with Panoramic windows or without windows



Clear Panoramic without grids



4 vertical lites Panoramic



8 lites Panoramic



Without windows<sup>2</sup>

## DECORATIVE HARDWARE<sup>3</sup>

HANDMADE WROUGHT IRON TEXTURE



Lis



Door knockers

SLIGHTLY BUMPY TEXTURE



Standard



Cottage

## PANEL COLORS

STANDARD




Ice White



Desert Sand



Claystone




Dark Sand



Moka Brown

PREMIUM<sup>4</sup>



Charcoal



Evergreen



Chocolate Walnut



Black



Visit [garaga.com/gentek](http://garaga.com/gentek) to see Gentek's equivalent aluminum capping


## OVERLAY COLORS



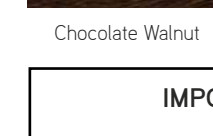
Ice White



Desert Sand



Claystone



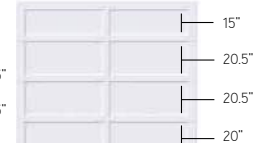
Chocolate Walnut

## IMPORTANT - CAMBRIDGE LAYOUTS

Due to the architecture, section heights are not identical.



Height: 7'



Height: 8'

<sup>1</sup>Arch Overlay is not available in Chocolate Walnut

<sup>2</sup>"Without windows" option is not available for Princeton

<sup>3</sup>Available for Princeton and Eastman

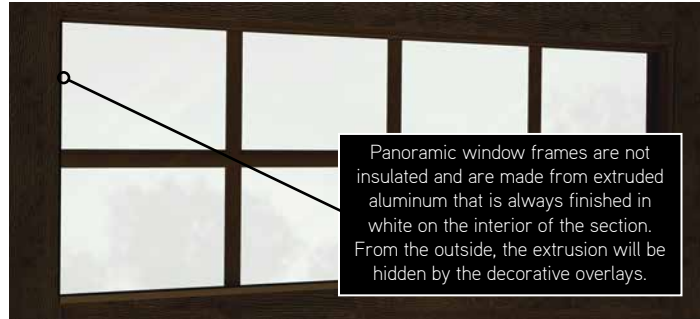
<sup>4</sup>Visit [garaga.com/premiumcolors](http://garaga.com/premiumcolors) to learn more about Garaga's Premium Colors



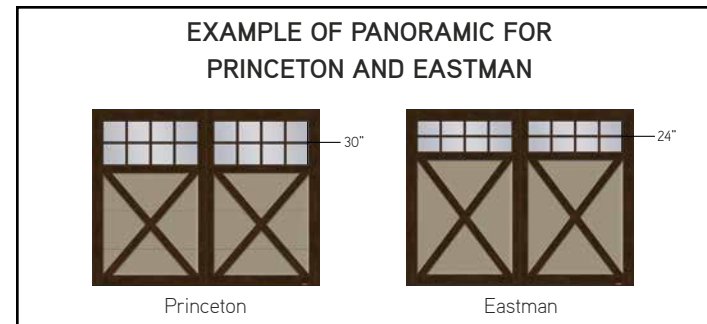
## WINDOWS

Panoramic, Orion and Types of Glass windows can only be installed in the top section.

### PANORAMIC



The squares widths vary depending on the design and size of the chosen door



### SIZES

Widths from 8' to 18', in 1" increments. Heights in 3" increments: Eastman and Cambridge from 6'6" to 8', Princeton from 7' to 8'. See your garage door dealer for more details on oversized doors available.

### WARRANTY

Door sections: limited lifetime  
Windows: 10 years against seal defects  
Dura+ hardware: 2 years  
Weatherstripping: 1 year

Decorative PVC moldings:  
10 years (discoloration)  
5 years (delamination)

<sup>1</sup>Not available for Cambridge CM and CS layouts  
<sup>2</sup>Not available for Cambridge and Princeton layouts



<sup>3</sup> Clear 40" x 13" thermopane glass is also available with the Low-E Argon energy option.

### ORION (40" x 13")<sup>2</sup>



### TYPES OF GLASS (40" x 13")<sup>2</sup>

Privacy Level: X/5



### COORDINATES WITH **Novatech**

Garaga is proud to collaborate with entry door manufacturer, Novatech, so we can offer you products that go together perfectly. Visit [garaga.com/novatech](http://garaga.com/novatech)

# GARAGA CONSTRUCTION MAKES ALL THE DIFFERENCE



**RUGGED & DURABLE**



**THERMALLY EFFICIENT**



**REFINED DESIGN**

#### 1 INTERLOK™ JOINT

Located between sections, this joint blocks air infiltration due to its triple-contact weatherseal.

Makes sections very strong as it is mechanically interlocked and not bonded.

#### 2 WOOD END BLOCKS

The most effective thermal breaks, they eliminate any transfer of cold or heat between materials.

#### 3 REINFORCED METAL PLATES

With 14-gauge thickness, they are used to solidly attach hinges, handles and operator bracket.

#### 4 HIGH-PERFORMANCE WEATHERSTRIPPING

Our weatherstripping ensures increased weathertightness and stays flexible through the coldest temperatures.

#### 5 POLYURETHANE

High-pressure injected foam provides R-16 thermal resistance for 2 3/8" doors (1 3/4" plus overlays).

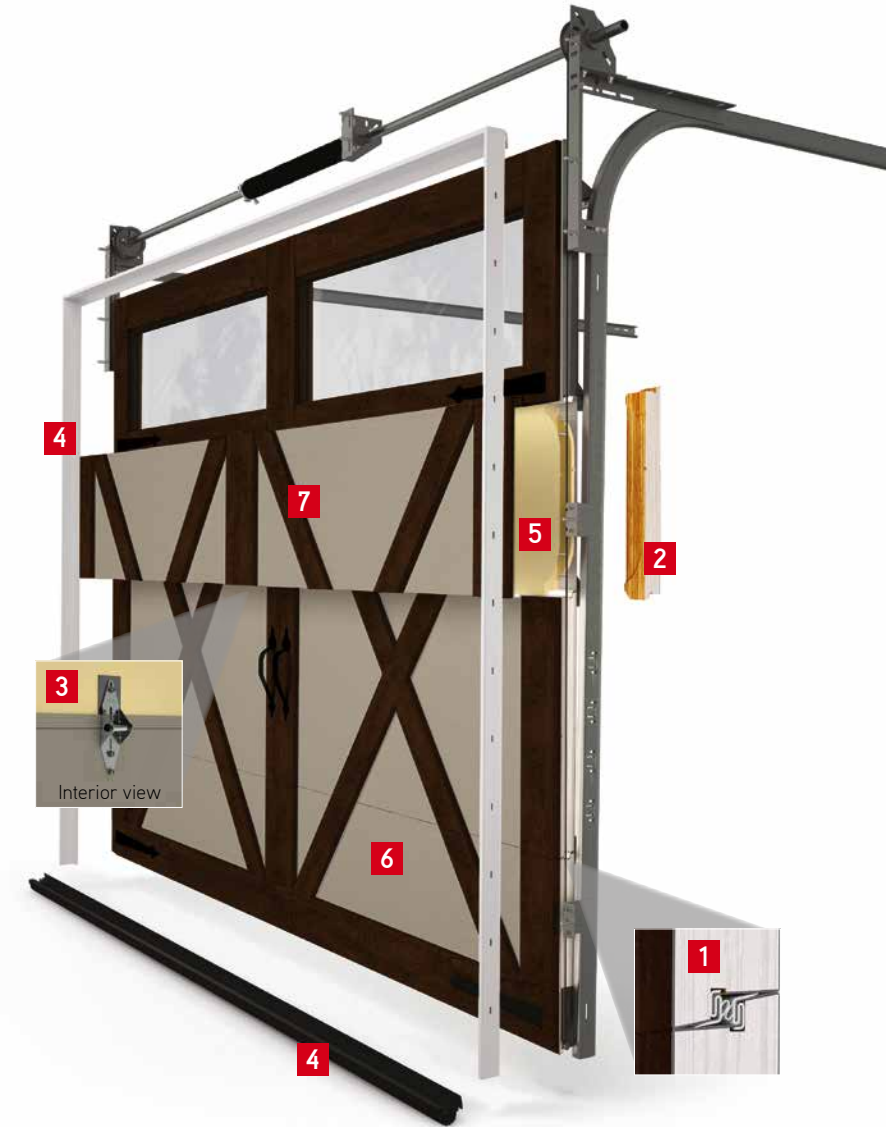
Because it adheres to the section walls, it provides a high level of rigidity to the door.

#### 6 CONTINUOUS WOODGRAIN

Up close or at a distance, our embossed woodgrain finish is flawless and very refined.

#### 7 OVERLAYS

LaserCraft™ Technology is used for a precise fit between overlays and our Permafix™ Process literally fuses them to the steel sections.



In garage door comparison tests, Garaga wins hands down. Watch our 45-second videos at [garaga.com/lab](http://garaga.com/lab)



To save energy, all components of a garage door must be taken into consideration (joints between sections, weatherstripping, end blocks, etc.) and not just its thermal resistance R-value as that only refers to the construction of the sections.



# LiftMaster®

Quiet and reliable garage door openers

## ELITE SERIES®



- Ultra quiet
- Belt or chain drive
- ¾ HP, AC or DC power



- Ultra quiet
- Jackshaft
- DC power

## PREMIUM SERIES®



- Quiet
- Belt or chain drive
- ½ HP, AC or DC power

## USEFUL ACCESSORY



### Automatic Garage Door Lock

To ensure greater security for your home, can be activated with your smartphone.

## myQ Technology

Allows you to open or close your garage door from anywhere by using a smart device such as a watch, telephone, tablet or laptop.



Princeton P-23, 8' x 7', Chocolate Walnut doors and overlays, 8 lite Panoramic windows

# Why have more than 1.7 million GARAGA doors been installed since 1983?

### SUPERIOR PERFORMANCE

Get a product that exceeds your expectations. Our garage doors, inspired by Canada's severe weather, are **energy efficient** as they are first and foremost weathertight. They are **strong** and constructed with long lasting components, rigorously selected to give a flawless finish, both up close and at a distance.

### ONE OF THE LARGEST SELECTIONS IN THE INDUSTRY

With **thousands of possible combinations**, you are sure to find the garage door you are looking for. Select style, color and much more by visiting [garaga.com/designcentre](http://garaga.com/designcentre). There you can create and view online the perfect door to enhance your house and be assured you're making the best decision.

### A PICTURE IS WORTH A THOUSAND WORDS

So that you can make an informed decision, all the options you want can be **quickly** calculated then presented to you in a **clear, illustrated quotation**. Once your garage door has been chosen, your quotation is automatically transmitted to our factory to be **precisely custom-crafted**.





8500 25<sup>th</sup> Avenue    418 227-9458  
Saint-Georges QC    info@garaga.com  
G6A 1K5                garaga.com  
CANADA



---

YOUR GARAGA DISTRIBUTOR

For all technical specifications for the Townships Collection and the latest updates, visit [www.garaga.com](http://www.garaga.com). Garaga has established continuous improvement programs for all its products. As a result of this ongoing quest, technical specifications for various doors are subject to change without notice. The door colors and the windows shown are as exact as printing techniques will allow. Please request an actual color sample. Trademarks and registered trademarks of Garaga Inc. are denoted by TM, ® and © respectively. © Garaga Inc. 2018 - All rights reserved - Printed in Canada

95125/01/2018/20K

