




3212

THERMALLY-BROKEN INSULATED STEEL SANDWICH DOOR

08 36 13/CHI
Buyline 3132

www.chiohd.com

C.H.I. OVERHEAD DOORS



9' x 7' 3212 white with optional 24" x 6" windows.

This model also available in



ENDURING. DEPENDABLE.

SPECIFICATIONS, OPTIONAL FEATURES AND ACCESSORIES




END STILES

White painted end stiles are 4" or 8" wide to accommodate double or single-end hinges.



SPRINGS

Torsion springs are helically wound with stress relieved, oil-tempered wire



SECTION JOINT

Section joints are gasketed and thermally-broken for a tight weatherseal.

OPTIONAL WINDOW DESIGNS

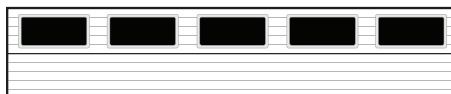
24" SECTION HEIGHT



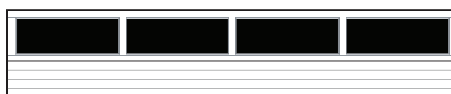
24" x 6"



24" x 12"



34" x 16"




FULL-VIEW



The Door to Quality.

COLOR SELECTION



WHITE

Note: Refer to samples at your local C.H.I. distributor for exact color match.

20-GAUGE MODEL 3212, Thermally-Broken Insulated Steel Back

SECTIONS

- Features four evenly spaced micro-grooves that run horizontally across each section.
- 2" thick sections are foamed in place with polyurethane for superior R-value
- Thermally-broken to eliminate thermal convection
- Gasket seal between sections provide for an extremely tight weatherseal
- Concealed steel back-up plates run from top to bottom of each section for secure hardware attachment
- Bottom "U" type astragal is a standard feature
- Available in white

TRACKS

- Tracks are 2" or 3", as specified
- Available in bracket mount, angle mount, clip angle mount, 12" radius, 15" radius, high lift, vertical lift, roof pitch, or dual track low headroom

HARDWARE

- Package includes 11-gauge or 14-gauge hinges, as specified
- 2" or 3" short-stem or long-stem ball bearing rollers
- Heavy-duty adjustable top roller brackets

SPRINGS

- Torsion springs are helically wound with stress relieved, oil-tempered wire
- Springs are individually-calibrated for each door
- Counter-balance torsion shafts are galvanized for rust resistance
- High cycle spring options may be specified

INSULATION TYPE

- Foamed-in-place CFC free polyurethane core
- R-value* - 17.54



Wind can be unpredictable and destructive. This is why C.H.I. Windbreaker Series and iSeries doors are designed, tested, and built to the most rugged specifications. Wind chamber tested to ensure wind-load resistance, these extra-sturdy designs provide enhanced defense against the elements.

C.H.I. Overhead Doors developed the resilient Windbreaker Series garage doors to protect against high wind conditions. The super-resilient C.H.I. iSeries Impact Approved doors have strength designed to withstand direct collision of projectiles and other windborne debris at high speeds.


FEATURES

VISIT YOUR DOOR PROFESSIONAL AT:

C.H.I. Overhead Doors are manufactured in Arthur, Illinois, USA.



C.H.I. Overhead Doors is pleased to use DOW® insulation products in our urthane core garage doors.



DOOR CONSTRUCTION

This Model utilizes a heavy 20-gauge exterior and 27-gauge interior steel skins injected with urethane insulation. The thermally-broken tongue and groove section joint includes a continuous weather seal offering exceptional protection from the elements.

Model 3212.....R-value* - 17.54

*R-value testing is in accordance with ASTM C518 standards.

All information presented is based on the specifications and features available at the time of printing and is subject to change without notice.