



5331A shown in white with optional arched madison window design and spade hardware.

## SPECIFICATIONS

### Insulation Type

1-13/16" Polystyrene



### R-value

R-10.29

### Backing

Steel

### Construction Type

Heavy Duty

### Wind Load

Non Impact and Impact Rated

### Warranty

Limited Lifetime on sections  
3 Years on Overlays  
3 Years on Springs  
6 Years on Hardware

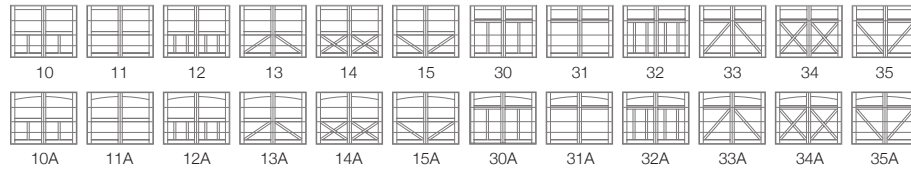
### Extended Coverage

Appearance and Lifetime Package


Your Local Garage Door Professional

# 5300 STEEL OVERLAY CARRIAGE


## CARRIAGE HOUSE DESIGNS



## COLORS<sup>1</sup>



## 2-TONE COLORS<sup>1</sup>



<sup>1</sup> Refer to your local C.H.I. Dealer for exact color match.

## WINDOW DESIGNS

### Single Row



Stockton



2-2 Piece Arched Stockton



4 Piece Arched Stockton



Madison

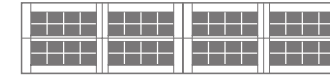


2-2 Piece Arched Madison



4 Piece Arched Madison

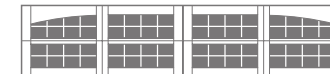
### Double Row



Stockton



2-2 Piece Arched Stockton



4 Piece Arched Stockton



Madison



2-2 Piece Arched Madison




4 Piece Arched Madison

## GLASS




Plain

Tinted



Obscure

Glue Chip



Seeded

Plain is available as polycarbonate.

## EXTERIOR HARDWARE

### Permanent



Spade



Wrought Iron



Barcelona 1



Barcelona 2

### Magnetic



Spade



Ashford



Clavos