

Shown in accents woodtones walnut with optional plain windows and glass.

SPECIFICATIONS

Insulation Type

1-13/16" Polystyrene




R-value	R-9.65
Backing	Steel
Construction Type	Heavy Duty
Wind Load	Non Impact and Impact Rated
Warranty	Limited Lifetime on sections 3 Years on Springs 6 Years on Hardware
Extended Coverage	Appearance and Lifetime Package

Your Local Garage Door Professional


2583 STAMPED SHAKER

COLORS¹



¹ Refer to your local C.H.I. Dealer for exact color and woodtones match.

ACCENTS WOODTONES¹



WINDOW INSERTS



No Inserts



Cascade



Stockton



4 Piece Arched Stockton



2-2 Piece Arched Stockton



3 Piece Arched Stockton



Madison



4 Piece Arched Madison



2-2 Piece Arched Madison



3 Piece Arched Madison

GLASS




Plain

Frosted



Tinted

Obscure



Glue Chip

Seeded

Plain is available as polycarbonate.

DESIGNER GLASS



Newport



Hampton



Florence



LaSalle

LaSalle not available in 18" sections

EXTERIOR HARDWARE


Permanent



Spade



Wrought Iron



Barcelona 1



Barcelona 2

Magnetic



Spade



Ashford



Clavos