



| RAISED PANEL




THE
QUALITY
GARAGE
DOOR™

RAISE THE STANDARD


RAISED PANEL

Add depth to your garage door with C.H.I.'s raised panel design, available in both short and long panel options. The raised panels start with a recessed edge, but the interior surface of each panel is brought slightly forward, adding just a hint of definition to a classic garage door design.

GARAGE DOOR STYLES



Short Panel



Long Panel



Short Raised Panel, Model 2241 shown in white with optional stockton window inserts.




Long Raised Panel, Model 4216 shown in evergreen with optional cascade window inserts.




RAISED PANEL **PERSONALIZING OPTIONS**

Not all options shown are available with every model.


COLORS¹



PAINTED WOODTONES¹



ACCENTS WOODTONES¹



WINDOW INSERTS

Short Raised Panel



2-4 Piece Sunburst



8 Piece Sunburst



7 Piece Sunburst



6 Piece Sunburst



5 Piece Sunburst



Stockton



Cascade



Prairie



Waterton



Sherwood



Cathedral

Long Raised Panel



2-2 Piece Sunburst



4 Piece Sunburst



3 Piece Sunburst



Stockton



2-2 Piece Arched Stockton



4 Piece Arched Stockton



Madison



2-2 Piece Arched Madison



4 Piece Arched Madison



Cascade



Prairie



Waterton




Sherwood

GLASS

Short and Long Raised Panel



Plain



Frosted



Tinted



Obscure



Glue Chip

Plain is available as polycarbonate.

DESIGNER GLASS


Short Raised Panel




Hawthorne



Somerset



Hampton



Newport



Temple



Florence

Long Raised Panel




Hawthorne shown with platinum leading



Somerset shown with platinum leading



Hampton



Newport



Temple











Florence

Hawthorne and Somerset also available with brass leading.

RAISED PANEL MODEL SELECTION CHART

Select Your Garage Door Model

		GOOD		BETTER			BEST	
Insulation Type	No Insulation 	9/16" Polystyrene 	1-3/8" Polystyrene 	1-13/16" Polystyrene 	1-3/8" Polyurethane 	1-7/8" Polyurethane 		
R-value	—	R-3.56	R-7.94	R-9.65	R-13.40	R-17.19		
Backing	—	Vinyl	Vinyl	Steel	Steel			
Construction Type	Standard	Heavy Duty	Standard	Standard	Heavy Duty	Medium Duty	Medium Duty	Heavy Duty
Panel Style / Model Number								
 Short Raised Panel	2250	2240	2255	2251	2241	2283	2206	2216
 Long Raised Panel	4250	4240	4255	4251	4241	4283	4206	4216

Personalize Your Garage Door

Colors¹ All Models are available in: White Almond Sandstone

Brown	•	•	•	•	•	•	•	•
Bronze						•		•
Gray						•		
Evergreen		•			•	•		•
Desert Tan	•		•	•		•		•
Black								•
Painted Woodtones¹	•		•	•				
Accents Woodtones¹						•		•
Designer Glass						•	•	•

¹ Refer to your local C.H.I. Dealer for exact color and woodtones match.



Visit our website
For more information, photos,
or videos visit our website,
chiohd.com/raised-panel



Limited Lifetime Warranty

Part of owning a C.H.I. garage door is knowing that you can rely on the industry's best warranty. To maintain proper operation, an annual service inspection by a C.H.I. dealer is encouraged.



SECTIONS
Limited Lifetime



SPRINGS
3 Years



HARDWARE¹
3 & 6 Years

¹3 years for standard or 6 years for medium and heavy duty hardware.




THE WARRANTY YOU CAN TRUST

C.H.I. Overhead Doors manufactures products that are exceptional in quality and craftsmanship, and built to stand the test of time. Our Limited Lifetime Warranty covers all the essential elements of your door, offering peace of mind and keeping your door in motion.

Learn more at chiohd.com/warranty

Consult with your C.H.I. Dealer for specific warranty coverage as each model varies in coverage.



APPEARANCE PACKAGE

All hardware, including struts and track, is powder coated, creating a complete garage door system with a lasting impression.



C.H.I. COLOR MATCHING

Our in-house powder coating provides 100's of color options while providing a maintenance free, durable finish.

Powder Coating is not available on all models, refer to your local C.H.I. Dealer for more information.



WIND LOAD

These garage doors are designed, tested, and built to the most rugged specifications. Available sizes and options will vary between models. Ask your local C.H.I. Dealer about our full line of windload rated doors.

Learn more at chiohd.com/wind-load



LIFETIME PACKAGE

Extend your lifetime warranty to the entire door with the Lifetime Package. This option provides upgraded hardware and springs and lifetime coverage for as long as you own your home.



Short Raised Panel, Model 2216 shown in sandstone.

C.H.I. DEALERS

A BETTER BUYING EXPERIENCE

We sell all of our doors exclusively through independent, professional door installers – never a box store.

We partner with the best in the business to uphold the highest standards of quality and integrity. Personalized service, expert product knowledge, and experienced installation professionals are just a few reasons why C.H.I. Overhead Doors trusts only garage door professionals to sell and install our products.

Your Local Garage Door Professional



chiohd.com

1485 Sunrise Drive | Arthur, IL 61911 | USA

© 2018 C.H.I. Overhead Doors

All information presented is based on the specifications and features available at the time of printing and is subject to change without notice.